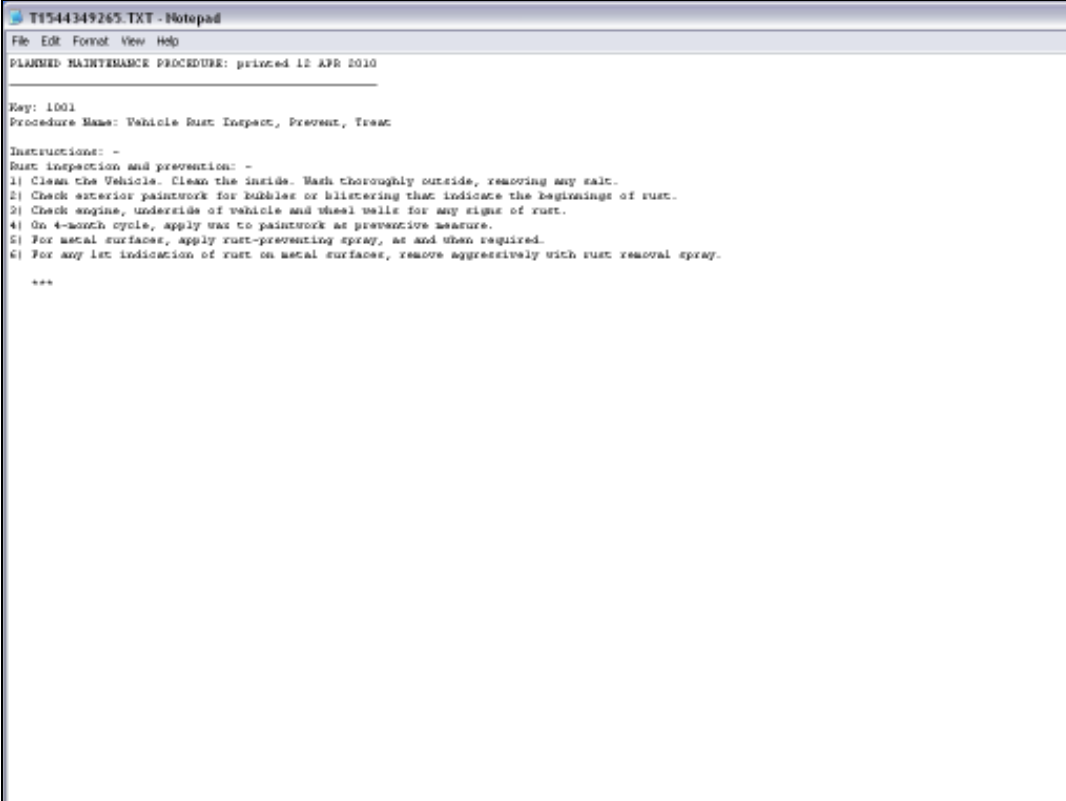


Slide 1

Slide notes: We have a number of Print options available on an Active Maintenance Event. If there are any Instructions listed, then we can print them.



```
T1544349265.TXT - Notepad
File Edit Format View Help
PLANNED MAINTENANCE PROCEDURE: printed 12 APR 2010

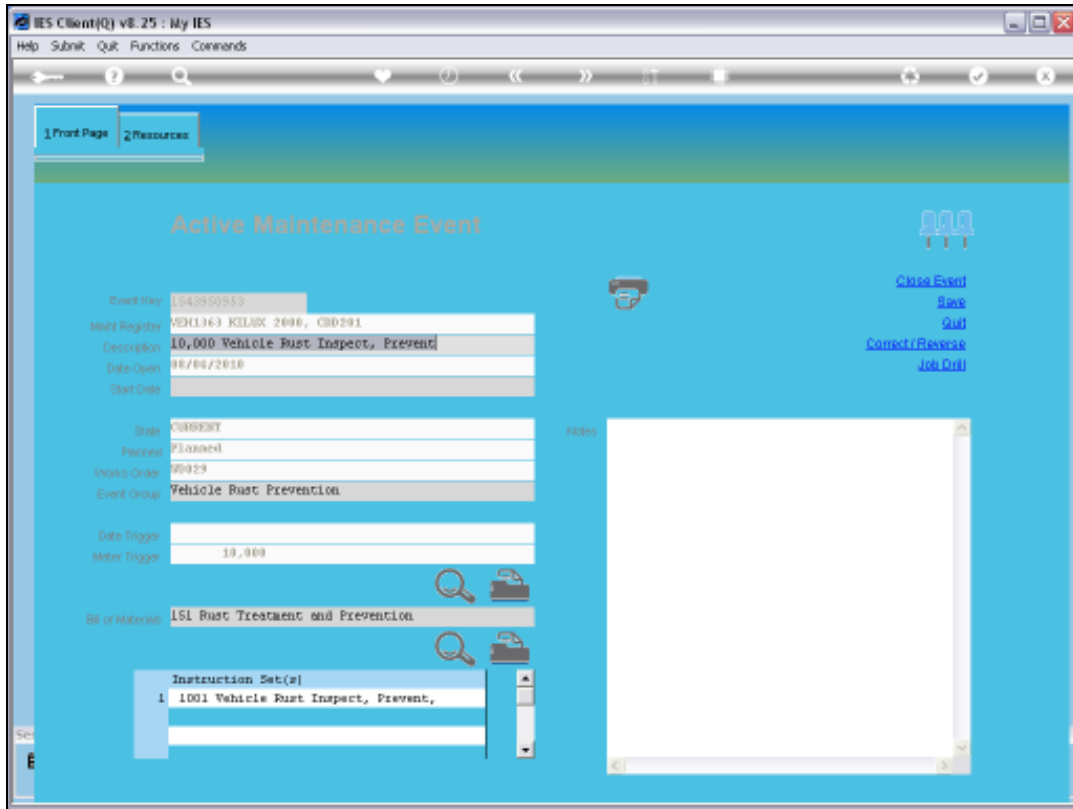
Key: 1001
Procedure Name: Vehicle Rust Inspect, Prevent, Treat

Instructions: -
Rust inspection and prevention: -
1) Clean the Vehicle. Clean the inside. Wash thoroughly outside, removing any salt.
2) Check exterior paintwork for bubbles or blistering that indicate the beginnings of rust.
3) Check engine, underside of vehicle and wheel wells for any signs of rust.
4) On 4-month cycle, apply wax to paintwork as preventive measure.
5) For metal surfaces, apply rust-preventing spray, as and when required.
6) For any 1st indication of rust on metal surfaces, remove aggressively with rust removal spray.

***
```

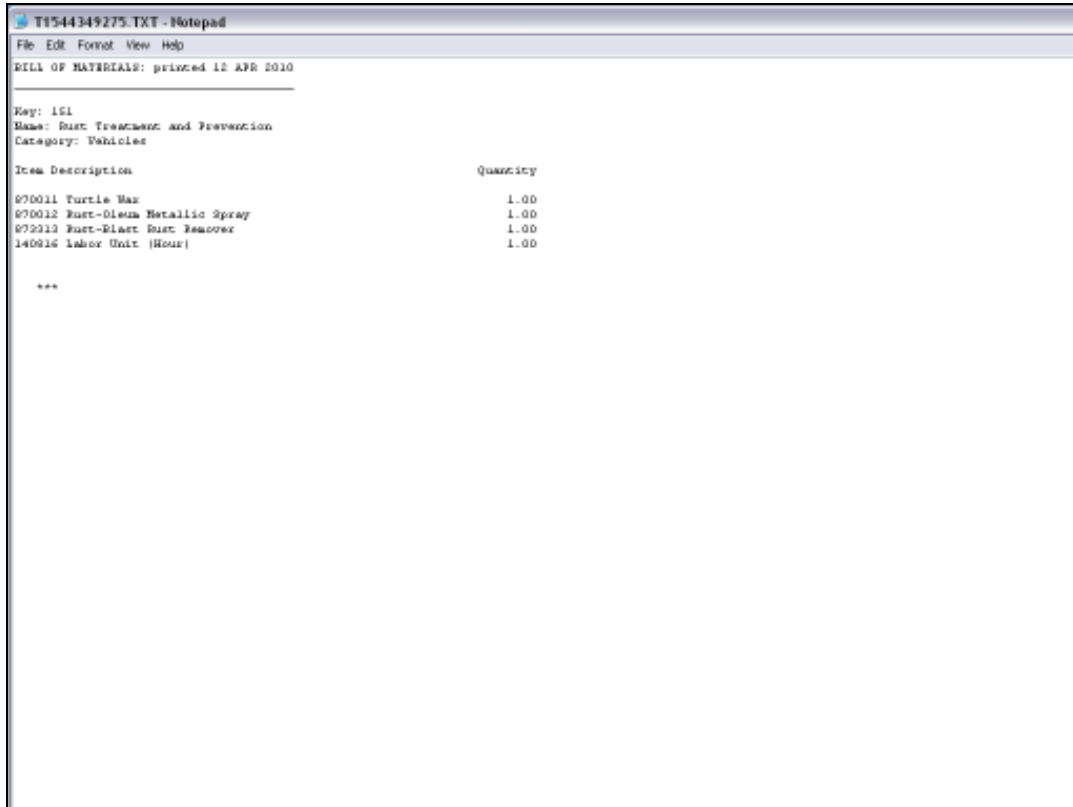
Slide 2

Slide notes: This is an example of Instruction printing.



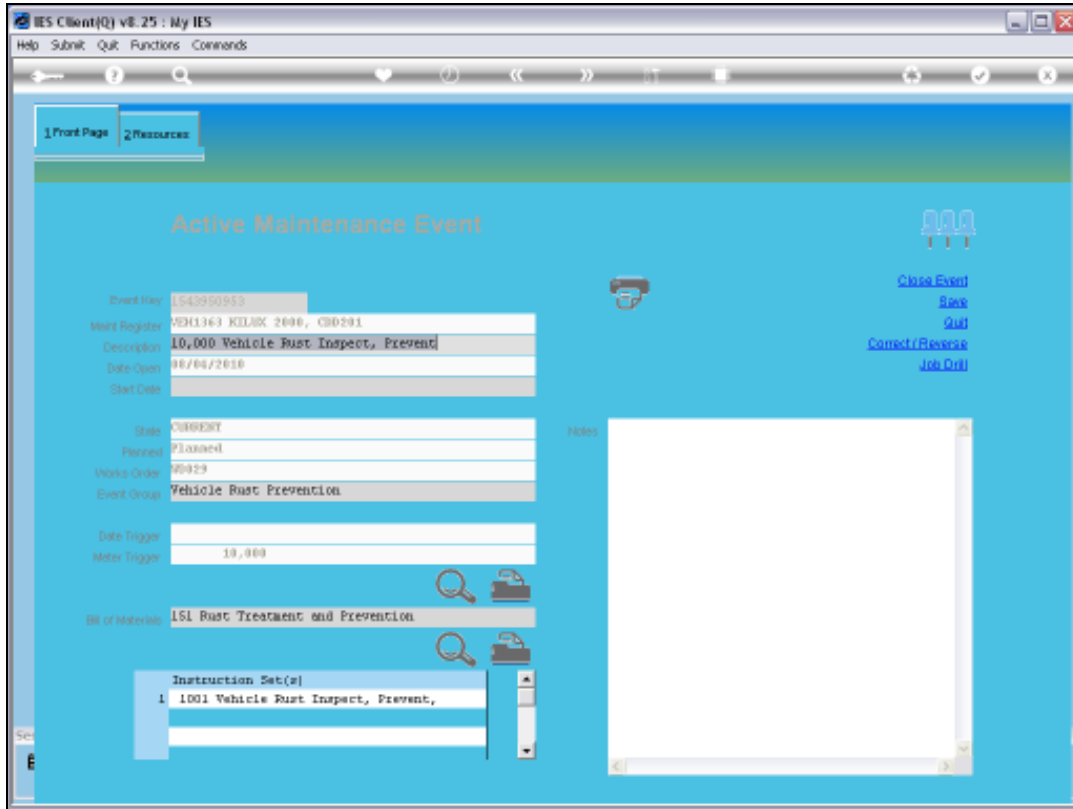
Slide 3

Slide notes: If there is a Bill of Materials listed, then we can also print that directly, without having to enter into the Bill.




Slide 4

Slide notes: This is the detail of the current Bill.



Slide 5

Slide notes: And we also have a general Worksheet for the Maintenance Event.



T1544349284.TXT - Notepad
File Edit Format View Help
PLANNED MAINTENANCE WORKSHEET: printed 12 APR 2010

Works Order: W0029 10,000 Vehicle Rust Inspect, Prevent
Job Master : VEH1263 ELIUM 2000, C10201

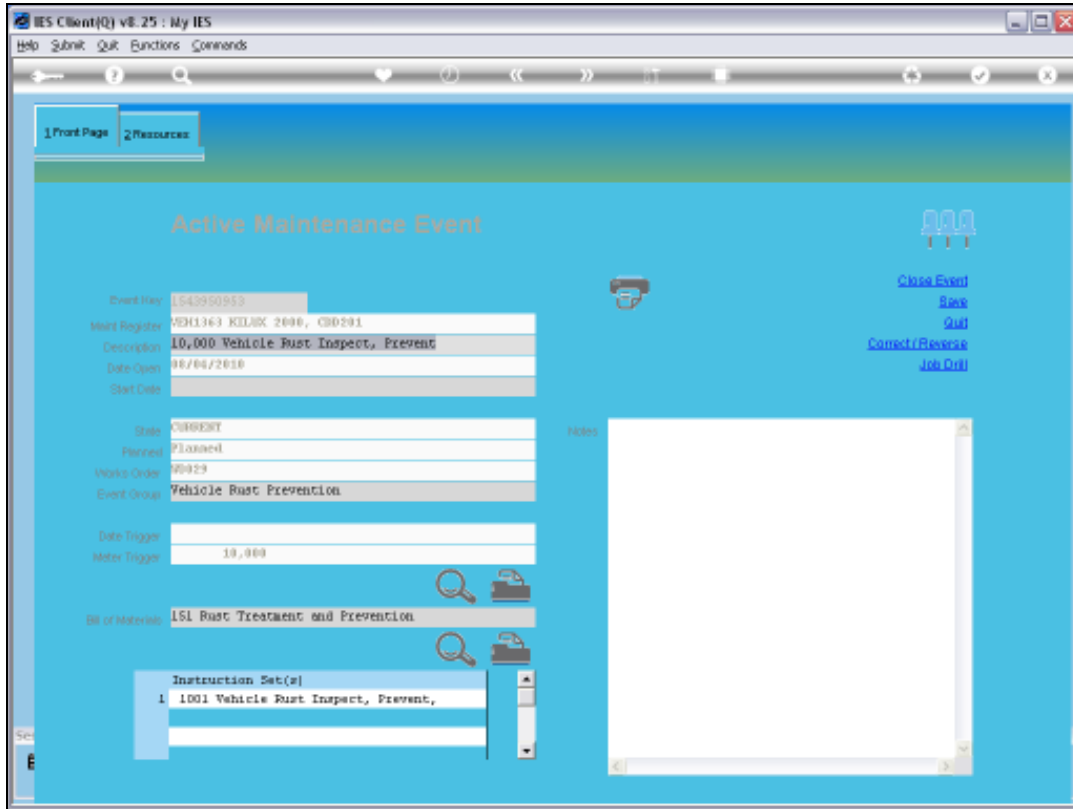
STOCK needed:	Required	Reserved	Issued
070011 Turtle Wax	1.00		0.00
070012 Rust-Blaster Metallic Spray	1.00		0.00
072213 Rust-Blaster Rust Remover	1.00		0.00

Human Skills Application: -

	Hours
H. J. Fakiri , Laborer , Laborers	1.00

Slide 6

Slide notes: This Worksheet will include any Stock requirements that have been loaded for the Maintenance Event, and will also list any Human Skills Application that may have been assigned. The report may also be used by the Maintenance Personnel to provide notes or feedback on the Maintenance Event, for purposes of recording the history.



Slide 7
Slide notes: