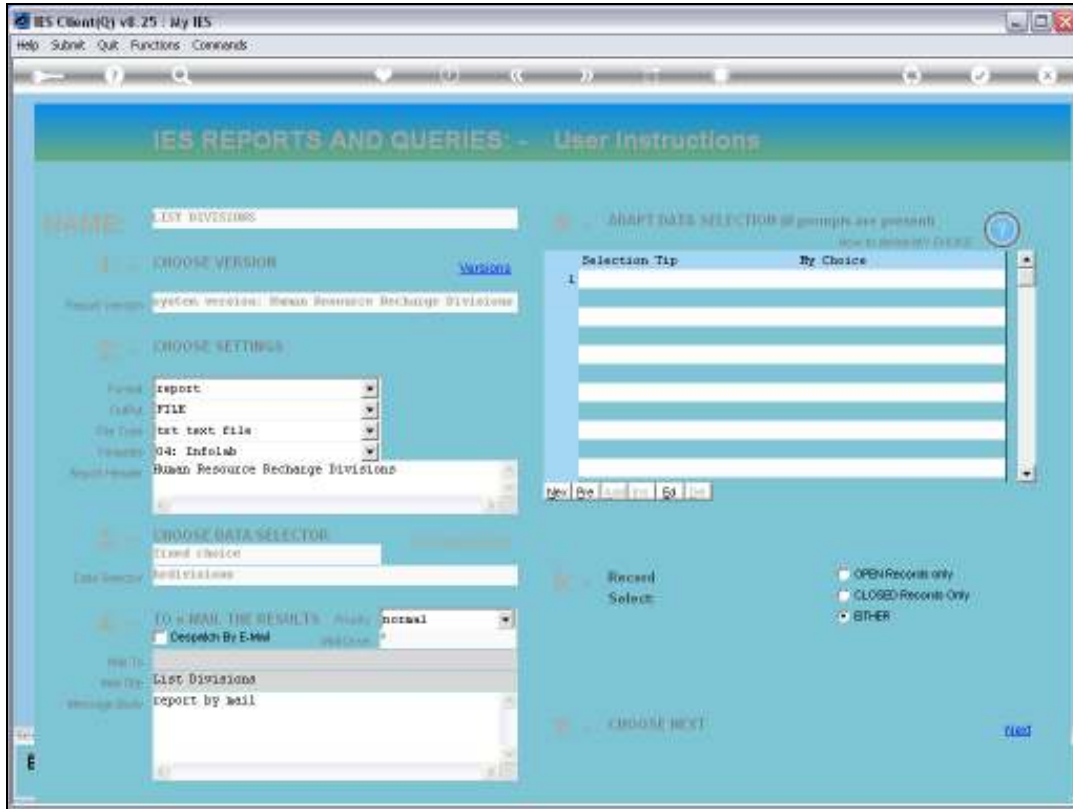
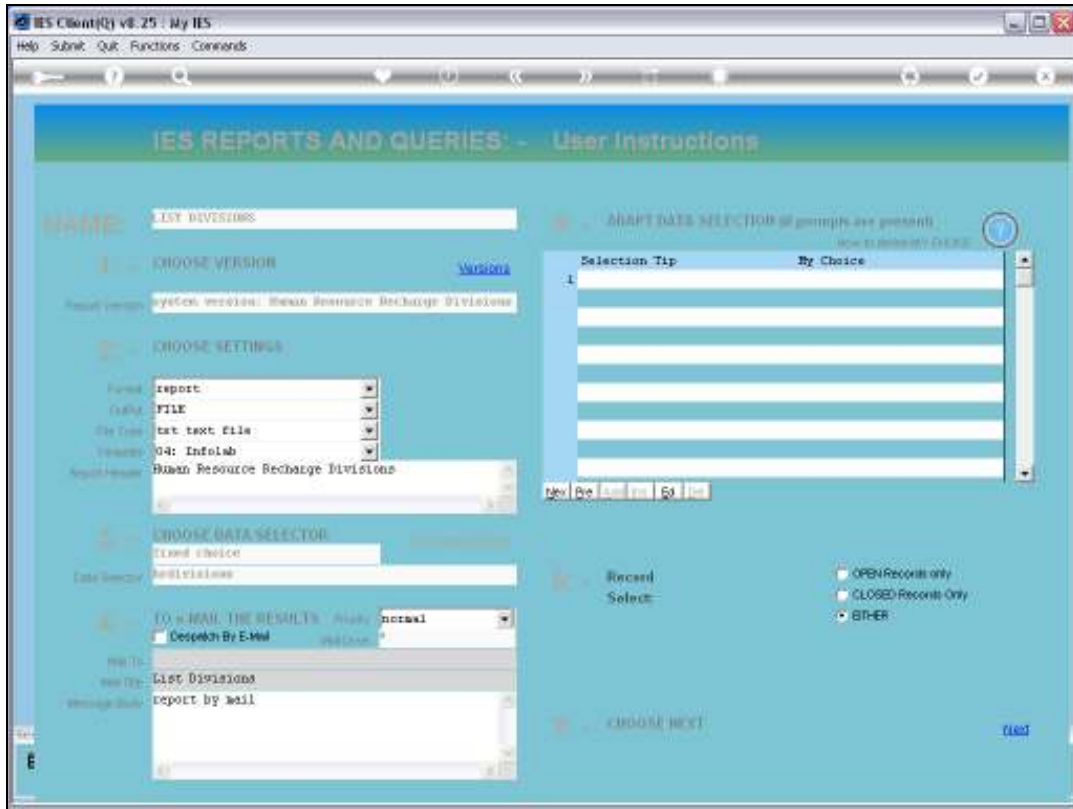


Slide 1

Slide notes: The Report for Man Divisions will list all the existing Divisions, together with the Teams listed for each Division.



Slide 2
Slide notes:



Slide 3
Slide notes:


```
Q1543051523A.TXT - Notepad
File Edit Format View Help
InfoLab (Prj) Ltd
14:10:42 07 APR 2010 page 1
Human Resource Recharge Divisions

Key..... Name..... Team.....
01..... Workshop..... [0101] Electrical Engineers
                                [0102] Artisans
                                [0103] Laborers
02..... Truckers..... [0201] Truck Drivers

2 record(s) listed
```

Slide 4

Slide notes: This is an example. In this case, we have 2 Divisions and a number of Teams that are Members of these Divisions.



Slide 5

Slide notes:

```
Q1543051523A.TXT - Notepad
File Edit Format View Help
InfoLab (Fry) Ltd
14:10:42 07 APR 2010 page 1
Human Resource Recharge Divisions

Key..... Name..... Team.....
01..... Workshop..... [0101] Electrical Engineers
                                [0102] Artisans
                                [0103] Laborers
02..... Truckers..... [0201] Truck Drivers

2 record(s) listed
```

Slide 6
Slide notes: